



**GOVERNMENT OF GUAM**  
DEPARTMENT OF MILITARY AFFAIRS  
( DIPATTAMENTON ASUNTON MILITAT )  
430 Army Drive, Bldg. 300  
Barrigada, Guam 96913-4421

January 25, 2010

**MEMORANDUM**

**TO:** Office of the Speaker Judith Won Pat  
29<sup>th</sup> Guam Legislature

**From:** The Adjutant General

**SUBJECT:** FY10 – First Quarter Expenditure Report

30-10-0080  
Office of the Speaker  
1/28/10  
11a-  
MM  
14


*Hafa Adai Madam Speaker!*

Pursuant to P.L. 30-55 as required, we are submitting the FY10 First Quarter Expenditure Report for the Department of Military Affairs. Enclosed are the following reports:

- Departmental Staffing Pattern
- OFB Departmental Funding/Expenditure Fact Sheets
- CD copy

Should you have any questions regarding this report, please contact Mr. John T. Flores, Quartermaster at telephone no. 647-9150/9156.

*Dangkulo na Agradesimiento!*

  
**DONALD J. GOLDHORN**  
Major General, Guam National Guard  
The Adjutant General

cc: >Office of the Public Auditor  
>Guam State Clearinghouse

/jnp/file

1550

Department/Agency: DEPARTMENT OF MILITARY AFFAIRS


Division/Program	FY 2009 1/			FY 2010 2/			FY 2011 Request 3/		
	General Fund	Special Fund	Total	General Fund	Special Fund	Total	General Fund	Special Fund	Total
Office of the Adjutant General	134,016		134,016	224,521		224,521	224,521		224,521
Real Property & Maintenance (RPOM)	274,633	823,900	1,098,533	267,676	803,027	1,070,703	315,052	945,155	1,260,206
Environmental Program	10,250	30,750	41,000	11,400	34,200	45,600	10,561	31,682	42,243
Fac. Operations & Main. Activites (FOMA)	80,700	242,100	322,800	86,592	259,776	346,368	186,611	559,834	746,445
<b>Sub-Total: (25% G-Fund / 75% Special)</b>	<b>499,599</b>	<b>1,096,750</b>	<b>1,596,349</b>	<b>590,189</b>	<b>1,097,003</b>	<b>1,687,192</b>	<b>736,745</b>	<b>1,536,671</b>	<b>2,273,415</b>
Training Site		821,600	821,600		457,800	457,800		805,000	805,000
Physical Security		536,600	536,600		418,700	418,700		550,000	550,000
Environmental Compliance		85,000	85,000		173,000	173,000		198,950	198,950
Family Support		156,000	156,000		0	0		0	0
ANG Security Guard		152,900	152,900		202,290	202,290		232,634	232,634
Distance Learning		94,000	94,000		0	0		0	0
ARNG ESSIOM		34,000	34,000		185,511	185,511		200,000	200,000
ARNG Anti Terrorism Activities		0	0		0	0		150,000	150,000
ANG Training & Travel		10,500	10,500		20,500	20,500		20,500	20,500
<b>Sub-Total: (100% Special Funding)</b>	<b>0</b>	<b>1,890,600</b>	<b>1,890,600</b>	<b>0</b>	<b>1,457,801</b>	<b>1,457,801</b>		<b>2,157,084</b>	<b>2,157,084</b>
<b>TOTAL (GF &amp; Special)</b>	<b>499,599</b>	<b>2,987,350</b>	<b>3,486,949</b>	<b>590,189</b>	<b>2,554,804</b>	<b>3,144,993</b>	<b>736,745</b>	<b>3,693,755</b>	<b>4,430,499</b>

1/ FY2009 - (Funding for DMA Only) Federal Funds / Matching

2/ FY2010 - (Funding for DMA Only) Federal Funds / Matching

**OFB Departmental Funding/Expenditure Fact Sheet  
Department Summary  
(General Fund and Special Funds)**

Department/Agency: DEPARTMENT OF MILITARY AFFAIRS

Department/Agency Head Certification as to the accuracy of information contained herein:	
DONALD J. GOLDHORN, MG/TAG Director Name (Print)	
Signature 	Date 12/25/10

AS400 Account Code	Appropriation Classification	As of September 30, 2009						As of December 31, 2009								
		FY 2009						FY 2010								
		A	B	C	D	E	F	G	H	I	J	K	L	M	N	O
		FY 2009 Appropriations P.L. 29-19	FY 2008 Authorized Lapse Carried Over/Continued into FY 2009	FY 2009 Governor's Transfer +/-	Total FY 2009 Spending Authorization (A)+(B)+(C)	FY 2009 Expenditures/ Encumbrances	FY 2009 Available Balance (D)-(E)	FY 2010 Appropriations PL 29-113	FY 2009 Authorized Lapse Carried Over/ Continued into FY 2010	FY 2010 Governor's Transfer +/-	Total FY 2010 Spending Authorized (G)+(H)+(I)	FY 2010 YTD Allotment	FY 2010 YTD Expenditures/ Encumbrances 1/	FY 2010 Projected Expenditures (remaining 3 quarters)	FY 2010 Total Expenditures/ Encumbrances (L)+(M)	FY 2010 Available Projected Balance (J)-(N)
<b>PERSONNEL SERVICES</b>																
111	Regular Salaries/Increments	1,521,087	0	0	1,523,562	1,288,958	234,604	1,402,366	0	0	1,402,366	446,503	255,615	1,146,751	1,402,366	0
112	Overtime/Special Pay	0	0	0	0	0	0	0	0	0	0	0	0	0	0	0
113	Benefits	600,402	0	0	600,402	466,534	133,869	518,987	0	0	518,987	157,404	79,921	439,066	518,987	0
114	Insurance Benefits (Medical/Dental/Life)		-	-	-	-	-	0	0	0	0	0	160	(160)	0	0
	<b>TOTAL PERSONNEL SERVICES</b>	<b>2,121,489</b>	<b>0</b>	<b>0</b>	<b>2,123,964</b>	<b>1,755,491</b>	<b>368,473</b>	<b>1,921,353</b>	<b>0</b>	<b>0</b>	<b>1,921,353</b>	<b>603,907</b>	<b>335,696</b>	<b>1,585,657</b>	<b>1,921,353</b>	<b>0</b>
<b>OPERATIONS</b>																
220	TRAVEL- Off-Island/Local Mileage Reimbursements	48,726	0	0	48,726	20,941	27,785	62,500	0	0	62,500	40,970	20,941	41,559	62,500	0
230	CONTRACTUAL SERVICES:	65,647	0	0	65,647	4,243	61,404	218,609	0	0	218,609	24,588	0	218,609	218,609	0
233	OFFICE SPACE RENTAL:	0	0	0	0	0	0	0	0	0	0	0	0	0	0	0
240	SUPPLIES & MATERIALS:	59,247	0	0	59,206	22,376	36,830	38,663	0	0	38,663	27,264	617	38,046	38,663	0
250	EQUIPMENT:	400	0	0	338	110	228	100	0	0	100	100	0	100	100	0
271	DRUG TESTING CHARGES:	700	0	0	700	0	500	500	0	0	500	485	0	500	500	0
280	SUB-RECIPIENT/SUBGRANT:	0	0	0	0	0	0	0	0	0	0	0	0	0	0	0
290	MISCELLANEOUS:	11,864	0	0	11,864	0	11,864	15,000	0	0	15,000	15,000	0	15,000	15,000	0
	<b>TOTAL OPERATIONS</b>	<b>186,584</b>	<b>0</b>	<b>0</b>	<b>186,480</b>	<b>47,669</b>	<b>138,611</b>	<b>335,372</b>	<b>0</b>	<b>0</b>	<b>335,372</b>	<b>108,407</b>	<b>21,558</b>	<b>313,814</b>	<b>335,372</b>	<b>0</b>
<b>UTILITIES</b>																
361	Power	969,702	0	0	887,656	1,035,640	(147,983)	757,768	0	0	757,768	245,555	140,664	617,104	757,768	0
362	Water/Sewer	29,124	0	0	29,124	23,050	6,074	48,500	0	0	48,500	14,000	3,160	45,340	48,500	0
363	Telephone/Toll	17,554	0	0	17,554	7,646	9,908	8,000	0	0	8,000	5,873	0	8,000	8,000	0
	<b>TOTAL UTILITIES</b>	<b>1,016,380</b>	<b>0</b>	<b>0</b>	<b>934,334</b>	<b>1,066,336</b>	<b>(132,002)</b>	<b>814,268</b>	<b>0</b>	<b>0</b>	<b>814,268</b>	<b>265,428</b>	<b>143,824</b>	<b>670,444</b>	<b>814,268</b>	<b>0</b>
701	INDIRECT COST	0	0	0	0	0	0	0	0	0	0	0	0	0	0	0
450	CAPITAL OUTLAY	14,000	0	0	14,000	0	14,000	74,000	0	0	74,000	14,000	0	74,000	74,000	0
	<b>TOTAL</b>	<b>3,338,453</b>	<b>0</b>	<b>0</b>	<b>3,258,779</b>	<b>2,869,496</b>	<b>389,082</b>	<b>3,144,993</b>	<b>0</b>	<b>0</b>	<b>3,144,993</b>	<b>991,742</b>	<b>501,078</b>	<b>2,643,915</b>	<b>3,144,993</b>	<b>0</b>


	As of September 30, 2009					As of December 31, 2009				
	FULL TIME EQUIVALENCIES (FTE's)	UNCLASSIFIED	CLASSIFIED	CONTRACT	OTHER	UNCLASSIFIED	CLASSIFIED	CONTRACT	OTHER *	
FILLED/WARM BODIES	2	33	0	0	0	2	35	0	4	
VACANT (FUNDED)	0	7	0	0	0	0	6	0	0	
<b>TOTAL FTE's</b>	<b>2</b>	<b>40</b>	<b>0</b>	<b>0</b>	<b>0</b>	<b>2</b>	<b>41</b>	<b>0</b>	<b>4</b>	

1/ a) Indicate on a separate sheet, each amount expended for: 1) prior year obligation(s); 2) emergency authorization(s); 3) promised compensation/acting or detail pay  
b) Attach AS400 print out used to determine the amounts reflected.

\* Limited Terms Employees

**OFB Departmental Funding/Expenditure Fact Sheet  
General Fund Summary**

Department/Agency: **DEPARTMENT OF MILITARY AFFAIRS**  
(25% Local / 75% Federal)

<b>Department/Agency Head Certification</b> as to the accuracy of information contained herein:	
DONALD J. GOLDHORN, MG/TAG Director Name (Print)	
	1/25/10 Date
Signature	Date


AS400 Account Code	Appropriation Classification	As of September 30, 2009						As of December 31, 2009								
		FY 2009						FY 2010								
		A	B	C	D	E	F	G	H	I	J	K	L	M	N	O
		FY 2009 Appropriations P.L. 29-19	FY 2008 Authorized Lapse Carried Over/Continued into FY 2009	FY 2009 Governor's Transfer +/-	Total FY 2009 Spending Authorization (A)+(B)+(C)	FY 2009 Expenditures/ Encumbrances	FY 2009 Available Balance (D)-(E)	FY 2010 Appropriations PL 29-113	FY 2009 Authorized Lapse Carried Over/ Continued into FY 2010	FY 2010 Governor's Transfer +/-	Total FY 2010 Spending Authorized (G)+(H)+(I)	FY 2010 YTD Allotment	FY 2010 YTD Expenditures/ Encumbrances 1/	FY 2010 Projected Expenditures (remaining 3 quarters)	FY 2010 Total Expenditures/ Encumbrances (L)+(M)	FY 2010 Available Projected Balance (J)-(N)
<b>PERSONNEL SERVICES</b>																
111	Regular Salaries/Increments	595,095	0	0	595,095	563,114	31,981	591,082	0	0	591,082	161,353	120,501	470,581	591,082	0
112	Overtime/Special Pay	0	0	0	0	0	0	0	0	0	0	0	0	0	0	0
113	Benefits	257,536	0	0	257,536	170,910	86,626	260,581	0	0	260,581	64,804	35,591	224,990	260,581	0
114	Insurance Benefits (Medical/Dental/Life)							0			0	160	(160)	0	0	0
	<b>TOTAL PERSONNEL SERVICES</b>	<b>852,631</b>	<b>0</b>	<b>0</b>	<b>852,631</b>	<b>734,025</b>	<b>118,606</b>	<b>851,663</b>	<b>0</b>	<b>0</b>	<b>851,663</b>	<b>226,157</b>	<b>156,252</b>	<b>695,411</b>	<b>851,663</b>	<b>0</b>
<b>OPERATIONS</b>																
220	TRAVEL- Off-Island/Local Mileage Reimbursements	14,000	0	0	14,000	0	14,000	2,000	0	0	2,000	970	0	2,000	2,000	0
230	CONTRACTUAL SERVICES:	26,632	0	0	26,632	4,078	22,554	33,098	0	0	33,098	24,588	0	33,098	33,098	0
233	OFFICE SPACE RENTAL:	0	0	0	0	0	0	0	0	0	0	0	0	0	0	0
240	SUPPLIES & MATERIALS:	33,700	0	0	33,700	13,637	20,063	10,663	0	0	10,663	7,264	617	10,046	10,663	0
250	EQUIPMENT:	0	0	0	0	0	0	0	0	0	0	0	0	0	0	0
271	DRUG TESTING CHARGES:	500	0	0	500	0	500	500	0	0	500	485	0	500	500	0
280	SUB-RECIPIENT/SUBGRANT:	0	0	0	0	0	0	0	0	0	0	0	0	0	0	0
290	MISCELLANEOUS:	11,864	0	0	11,864	0	11,864	15,000	0	0	15,000	15,000	0	15,000	15,000	0
	<b>TOTAL OPERATIONS</b>	<b>86,696</b>	<b>0</b>	<b>0</b>	<b>86,696</b>	<b>17,715</b>	<b>68,981</b>	<b>61,261</b>	<b>0</b>	<b>0</b>	<b>61,261</b>	<b>48,307</b>	<b>617</b>	<b>60,644</b>	<b>61,261</b>	<b>0</b>
<b>UTILITIES</b>																
361	Power	557,348	0	0	557,348	705,331	(147,983)	657,768	0	0	657,768	165,555	112,595	545,173	657,768	0
362	Water/Sewer	29,124	0	0	29,124	23,050	6,074	48,500	0	0	48,500	14,000	3,160	45,340	48,500	0
363	Telephone/Toll	17,554	0	0	17,554	7,646	9,908	8,000	0	0	8,000	5,873	0	8,000	8,000	0
	<b>TOTAL UTILITIES</b>	<b>604,026</b>	<b>0</b>	<b>0</b>	<b>604,026</b>	<b>736,028</b>	<b>(132,002)</b>	<b>714,268</b>	<b>0</b>	<b>0</b>	<b>714,268</b>	<b>185,428</b>	<b>115,755</b>	<b>598,513</b>	<b>714,268</b>	<b>0</b>
701	INDIRECT COST	0	0	0	0	0	0	0	0	0	0	0	0	0	0	0
450	CAPITAL OUTLAY	0	0	0	0	0	0	60,000	0	0	60,000	0	0	60,000	60,000	0
	<b>TOTAL</b>	<b>1,543,353</b>	<b>0</b>	<b>0</b>	<b>1,543,353</b>	<b>1,487,767</b>	<b>55,586</b>	<b>1,687,192</b>	<b>0</b>	<b>0</b>	<b>1,687,192</b>	<b>459,892</b>	<b>272,624</b>	<b>1,414,568</b>	<b>1,687,192</b>	<b>0</b>

FULL TIME EQUIVALENCIES (FTE's)	As of September 30, 2009					As of December 31, 2009				
	UNCLASSIFIED	CLASSIFIED	CONTRACT	OTHER		UNCLASSIFIED	CLASSIFIED	CONTRACT	OTHER	
FILLED/WARM BODIES	2	14	0	0		2	14	0	0	
VACANT (FUNDED)	0	0	0	0		0	0	0	0	
<b>TOTAL FTE's</b>	<b>2</b>	<b>14</b>	<b>0</b>	<b>0</b>		<b>2</b>	<b>14</b>	<b>0</b>	<b>0</b>	

1/ a) Indicate on a separate sheet, each amount expended for: 1) prior year obligation(s); 2) emergency authorization(s); 3) promised compensation/acting or detail pay  
b) Attach AS400 print out used to determine the amounts reflected.

**OFB Departmental Funding/Expenditure Fact Sheet  
General Fund**

Department/Agency: DEPARTMENT OF MILITARY AFFAIRS  
 Division/Program: OFFICE OF THE ADJUTANT GENERAL  
 AS400 account number(s): 5100A103700GA001  
 Funding: 100% State

<b>Department/Agency Head Certification</b> as to the accuracy of information contained herein:	
RONALD J. GOLDHORN, MG/TAG Director Name (Print)	
	1/25/10 Date
Signature	Date

AS400 Account Code	Appropriation Classification	As of September 30, 2009						As of December 31, 2009								
		FY 2009						FY 2010								
		A	B	C	D	E	F	G	H	I	J	K	L	M	N	O
		FY 2009 Appropriations P.L. 29-113	FY 2008 Authorized Lapse Carried Over/Continued into FY 2009	FY 2009 Governor's Transfer +/-	Total FY 2009 Spending Authorization (A)+(B)+(C)	FY 2009 Expenditures/Encumbrances	FY 2009 Available Balance (D)-(E)	FY 2010 Appropriations PL 30-55	FY 2009 Authorized Lapse Carried Over/Continued into FY 2010	FY 2010 Governor's Transfer +/-	Total FY 2010 Spending Authorized (G)+(H)+(I)	FY 2010 YTD Allotment	FY 2010 YTD Expenditures/Encumbrances 1/	FY 2010 Projected Expenditures (remaining 3 quarters)	FY 2010 Total Expenditures/Encumbrances (L)+(M)	FY 2010 Available Projected Balance (J)-(N)
<b>PERSONNEL SERVICES</b>																
111	Regular Salaries/Increments	100,235	-	-	100,235	98,400	1,835	116,075			116,075	34,698	21,975	94,100	116,075	0
112	Overtime/Special Pay	-	-	-	-	-	-	-			0	-	0	0	0	0
113	Benefits	13,988	-	-	13,988	15,301	(1,313)	19,856			19,856	5,008	3,244	16,612	19,856	0
114	Insurance Benefits (Medical/Dental/Life)	-	-	-	-	-	-	0			0	0	160	(160)	0	0
	<b>TOTAL PERSONNEL SERVICES</b>	<b>114,223</b>	<b>0</b>	<b>0</b>	<b>114,223</b>	<b>113,702</b>	<b>521</b>	<b>135,931</b>	<b>0</b>	<b>0</b>	<b>135,931</b>	<b>39,706</b>	<b>25,379</b>	<b>110,552</b>	<b>135,931</b>	<b>0</b>
<b>OPERATIONS</b>																
220	TRAVEL- Off-Island/Local Mileage Reimbursements	2,000	-	-	2,000	-	2,000	2,000			2,000	970	0	2,000	2,000	0
230	CONTRACTUAL SERVICES:	-	-	-	-	500	(500)	4,588			4,588	4,588	0	4,588	4,588	0
233	OFFICE SPACE RENTAL:	-	-	-	-	-	-	-			0	0	-	0	0	0
240	SUPPLIES & MATERIALS:	4,200	-	-	4,200	848	3,352	3,502			3,502	2,567	617	2,885	3,502	0
250	EQUIPMENT:	-	-	-	-	-	-	-			0	-	-	-	-	0
271	DRUG TESTING CHARGES:	500	-	-	500	-	500	500			500	485	-	500	500	0
280	SUB-RECIPIENT/SUBGRANT:	-	-	-	-	-	-	-			0	-	-	-	0	0
290	MISCELLANEOUS:	11,864	-	-	11,864	-	11,864	15,000			15,000	15,000	0	15,000	15,000	0
	<b>TOTAL OPERATIONS</b>	<b>18,564</b>	<b>-</b>	<b>-</b>	<b>18,564</b>	<b>1,348</b>	<b>17,216</b>	<b>25,590</b>	<b>0</b>	<b>0</b>	<b>25,590</b>	<b>23,610</b>	<b>617</b>	<b>24,973</b>	<b>25,590</b>	<b>0</b>
<b>UTILITIES</b>																
361	Power	-	-	-	-	-	-	0			0	0	0	0	0	0
362	Water/Sewer	-	-	-	-	-	-	0			0	0	0	0	0	0
363	Telephone/Toll	2,626	-	-	2,626	2,269	357	3,000			3,000	2,873	0	3,000	3,000	0
	<b>TOTAL UTILITIES</b>	<b>2,626</b>	<b>-</b>	<b>-</b>	<b>2,626</b>	<b>2,269</b>	<b>357</b>	<b>3,000</b>	<b>0</b>	<b>0</b>	<b>3,000</b>	<b>2,873</b>	<b>0</b>	<b>3,000</b>	<b>3,000</b>	<b>0</b>
701	<b>INDIRECT COST</b>										0				0	0
450	<b>CAPITAL OUTLAY</b>							60,000			60,000	0	0	60,000	60,000	0
	<b>TOTAL</b>	<b>135,413</b>	<b>-</b>	<b>-</b>	<b>135,413</b>	<b>117,319</b>	<b>18,094</b>	<b>224,521</b>	<b>0</b>	<b>0</b>	<b>224,521</b>	<b>66,189</b>	<b>25,996</b>	<b>198,525</b>	<b>224,521</b>	<b>0</b>

FULL TIME EQUIVALENCIES (FTE's)	As of September 30, 2009				As of December 31, 2009			
	UNCLASSIFIED	CLASSIFIED	CONTRACT	OTHER	UNCLASSIFIED	CLASSIFIED	CONTRACT	OTHER
FILLED/WARM BODIES	2				2			
VACANT (FUNDED)								
<b>TOTAL FTE's</b>	<b>2</b>	<b>0</b>	<b>0</b>	<b>0</b>	<b>2</b>	<b>0</b>	<b>0</b>	<b>0</b>

1/ a) Indicate on a separate sheet, each amount expended for: 1) prior year obligation(s); 2) emergency authorization(s); 3) promised compensation/acting or detail pay  
 b) Attach AS400 print out used to determine the amounts reflected.

Government of Guam  
Fiscal Year 2010 Budget  
Department of Military Affairs  
(Current)

[BBMR SP-1]

FUNCTIONAL AREA: EXECUTIVE DIRECTION  
AGENCY: Department of Military Affairs  
PROGRAM: Office Of The Adjutant General  
FUND: 100 % Local - 5100A103700GA001

Input by Department										Input by Department									
No.	(A)	(B)	(C)	(D)	(E)	(F)	(G)	(H)		(J)	(K)	(L)	(M)	(N)	(O)	(P)	(Q)	(R)	(S)
	Position Number	Position Title	Name of Incumbent	Grade/ Step	Salary	Overtime	Special*	Increment		(E+F+G+I) Subtotal	Retirement (J *25.20%)	Retire (DDI) (\$16.66*26PP)	Social Security (6.2% * J)	Medicare (1.45%*J)	Life (I)	Medical (Premium)	Dental (Premium)	Total Benefits (K thru Q)	(J + R) TOTAL
1	TAG-U001	The Adjutant General	Donald J. Goldhorn	Level IV	\$68,152	\$0	\$0		\$0	\$68,152	\$0	\$0	\$4,225	\$988	\$174			\$5,388	\$73,540
2	U003	Private Secretary	Marie Leon Guerrero	1-10	32,083	0	0		0	32,083	8,085	433	0	465	174			9,157	\$41,240
Grand Total:					\$100,235	\$0	\$0		\$0	\$100,235	\$8,085	\$433	\$4,225	\$1,453	\$348	\$0	\$0	14,545	\$114,780

**OFB Departmental Funding/Expenditure Fact Sheet  
General Fund**

Department/Agency: DEPARTMENT OF MILITARY AFFAIRS / Office of the Quartermaster  
 Division/Program: Real Property Operations and Maintenance (RPOM)  
 AS400 account number(s): 5101B103730CE102  
 Funding: 25% (State) 75% (Federal)

<b>Department/Agency Head Certification</b> as to the accuracy of information contained herein:	
DONALD J. GOLDHORN, MG/TAG Director Name (Print)	
Signature	Date

AS400 Account Code	Appropriation Classification	As of September 30, 2009						As of December 31, 2009								
		FY 2009						FY 2010								
		A	B	C	D	E	F	G	H	I	J	K	L	M	N	O
		FY 2009 Appropriations P.L. 29-113	FY 2008 Authorized Lapse Carried Over/Continued into FY 2009	FY 2009 Governor's Transfer +/-	Total FY 2009 Spending Authorization (A)+(B)+(C)	FY 2009 Expenditures/Encumbrances	FY 2009 Available Balance (D)-(E)	FY 2010 Appropriations PL 30-55	FY 2009 Authorized Lapse Carried Over/Continued into FY 2010	FY 2010 Governor's Transfer +/-	Total FY 2010 Spending Authorized (G)+(H)+(I)	FY 2010 YTD Allotment	FY 2010 YTD Expenditures/Encumbrances 1/	FY 2010 Projected Expenditures (remaining 3 quarters)	FY 2010 Total Expenditures/Encumbrances (L)+(M)	FY 2010 Available Projected Balance (J)-(N)
<b>PERSONNEL SERVICES</b>																
111	Regular Salaries/Increments	327,612			327,612	338,377	(10,765)	342,141			342,141	116,269	74,105	268,036	342,141	0
112	Overtime/Special Pay				0		0				0			0	0	0
113	Benefits	153,868			153,868	112,772	41,096	165,726			165,726	54,396	23,901	141,825	165,726	0
114	Insurance Benefits (Medical/Dental/Life)							0			0	0	0	0	0	0
	<b>TOTAL PERSONNEL SERVICES</b>	<b>481,480</b>	<b>0</b>	<b>0</b>	<b>481,480</b>	<b>451,149</b>	<b>30,331</b>	<b>507,867</b>	<b>0</b>	<b>0</b>	<b>507,867</b>	<b>170,665</b>	<b>98,006</b>	<b>409,861</b>	<b>507,867</b>	<b>0</b>
<b>OPERATIONS</b>																
220	TRAVEL- Off-Island/Local Mileage Reimbursements				0		0				0			0	0	0
230	CONTRACTUAL SERVICES:	24,820			24,820	899	23,921	25,771			25,771	20,000	0	25,771	25,771	0
233	OFFICE SPACE RENTAL:	0			0		0	0			0			0	0	0
240	SUPPLIES & MATERIALS:	9,500			9,500	3,262	6,238	6,697			6,697	4,697	0	6,697	6,697	0
250	EQUIPMENT:	0			0		0	0			0	0		0	0	0
280	SUB-RECIPIENT/SUBGRANT:	0			0		0	0			0			0	0	0
290	MISCELLANEOUS:	0			0		0	0			0			0	0	0
	<b>TOTAL OPERATIONS</b>	<b>34,320</b>	<b>0</b>	<b>0</b>	<b>34,320</b>	<b>4,161</b>	<b>30,159</b>	<b>32,468</b>	<b>0</b>	<b>0</b>	<b>32,468</b>	<b>24,697</b>	<b>0</b>	<b>32,468</b>	<b>32,468</b>	<b>0</b>
<b>UTILITIES</b>																
361	Power	397,400			397,400	548,644	(151,244)	483,768			483,768	165,555	112,595	371,173	483,768	0
362	Water/Sewer	23,868			23,868	17,137	6,731	41,600			41,600	14,000	3,160	38,440	41,600	0
363	Telephone/Toll	14,928			14,928	5,378	9,550	5,000			5,000	3,000	0	5,000	5,000	0
	<b>TOTAL UTILITIES</b>	<b>436,196</b>	<b>0</b>	<b>0</b>	<b>436,196</b>	<b>571,159</b>	<b>(134,962)</b>	<b>530,368</b>	<b>0</b>	<b>0</b>	<b>530,368</b>	<b>182,555</b>	<b>115,755</b>	<b>414,613</b>	<b>530,368</b>	<b>0</b>
701	<b>INDIRECT COST</b>				0		0				0	0		0	0	0
450	<b>CAPITAL OUTLAY</b>				0		0				0			0	0	0
	<b>TOTAL</b>	<b>951,996</b>	<b>0</b>	<b>0</b>	<b>951,996</b>	<b>1,026,468</b>	<b>(74,472)</b>	<b>1,070,703</b>	<b>0</b>	<b>0</b>	<b>1,070,703</b>	<b>377,917</b>	<b>213,761</b>	<b>856,942</b>	<b>1,070,703</b>	<b>0</b>

FULL TIME EQUIVALENCIES (FTE's)	As of September 30, 2009				As of December 31, 2009			
	UNCLASSIFIED	CLASSIFIED	CONTRACT	OTHER	UNCLASSIFIED	CLASSIFIED	CONTRACT	OTHER
FILLED/WARM BODIES		9				9		
VACANT (FUNDED)						0		
<b>TOTAL FTE's</b>	<b>0</b>	<b>9</b>	<b>0</b>	<b>0</b>	<b>0</b>	<b>9</b>	<b>0</b>	<b>0</b>

1/ a) Indicate on a separate sheet, each amount expended for: 1) prior year obligation(s); 2) emergency authorization(s); 3) promised compensation/acting or detail pay  
 b) Attach AS400 print out used to determine the amounts reflected.

Government of Guam  
Fiscal Year 2010 Budget  
Department of Military Affairs  
(Current)

[BBMR SP-1]

FUNCTIONAL AREA: EXECUTIVE DIRECTION

AGENCY: Department of Military Affairs / Office of the Quartermaster

PROGRAM: Army RPOM


FUND: 75% Federal / 25% Local - 5101B103730CE102

No.	Input by Department									(J) (E+F+G+I) Subtotal	(K) Retirement (J *25.20%)	(L) Retire (DDI) (\$16.66*26PP)	(M) Social Security (6.2% * J)	Benefits			Input by Department		(R) Total Benefits (K thru Q)	(S) (J + R) TOTAL
	(A) Position Number	(B) Position Title	(C) Name of Incumbent	(D) Grade/ Step	(E) Salary	(F) Overtime	(G) Special*	(H) Increment						(N) Medicare (1.45%*J)	(O) Life (I/)	(P) Medical (Premium)	(Q) Dental (Premium)			
	Date	Amt.																		
ARNG-QM																				
1	CS002	Administrative Services Officer	Mary J. Sebastian	N-15	55,341	0	0	7/20/10	394	55,735	14,045	0	0	808	174	6,792	708	22,527	78,263	
2	CS003	Accounting Technician III	Julia N. Parinas	J-07	30,972	0	0	10/20/10		30,972	7,455	433	0	449	174			8,511	39,483	
3	CS004	Word Processing Secretary II	Nancy C. Mafnas	H-08	27,964	0	0	7/17/10	211	28,175	6,782	433	0	409	174	6,792	708	15,297	43,473	
4	CS005	Buyer II	Mary Jane Flores	H-15	35,585	0	0	9/20/10	48	35,633	8,577	0	0	517	174	6,792	708	16,768	52,401	
5	CS006	Bldg. Maint. Superintendent	John B. Aquino	N-10	46,596	0	0	3/1/10	386	46,982	11,308	0	0	681	174	6,792	708	19,664	66,645	
6	CS008	Bldg. Maintenance Leader	Ramon C. Aguon	J-19	46,903	0	0	11/3/11		46,903	11,290	0	0	680	174	6,792	708	19,644	66,547	
7	CS009	Maintenance Worker	Richard T. Franquez	H-13	33,219	0	0	11/6/10		33,219	7,996	433	0	482	174	6,792	708	16,585	49,804	
8	CS010	Maintenance Worker	Joseph I. Castro	H-16	36,831	0		8/26/11		36,831	\$8,865	0	0	534	174	6,792	708	17,073	53,904	
9	CS014	Maintenance Worker	Anthony Guerrero	H-08	27,964	0	0	10/22/10		27,964	6,731	433	0	405	174	6,792	708	15,244	43,208	
Grand Total:					\$341,375	\$0	\$0		\$1,039	342,414	\$83,049	\$1,733	\$0	\$4,965	\$1,566	\$54,336	\$5,664	\$151,312	\$493,726	



**OFB Departmental Funding/Expenditure Fact Sheet  
General Fund**

**Department/Agency:** DEPARTMENT OF MILITARY AFFAIRS / Office of the Quartermaster  
**Division/Program:** Facilities Operations and Maintenance Activities (FOMA)  
**AS400 account number(s):** 5101B103720CE103  
**Funding:** 25% (State) 75% (Federal)

<b>Department/Agency Head Certification</b> as to the accuracy of information contained herein:	
DONALD J. GOLDHORN, MG/ The Adjutant General	
Director Name (Print)	
	1/25/10
Signature	Date

AS400 Account Code	Appropriation Classification	As of September 30, 2009						As of December 31, 2009								
		FY 2009						FY 2010								
		A	B	C	D	E	F	G	H	I	J	K	L	M	N	O
		FY 2009 Appropriations P.L. 29-113	FY 2008 Authorized Lapse Carried Over/Continued into FY 2009	FY 2009 Governor's Transfer +/-	Total FY 2009 Spending Authorization (A)+(B)+(C)	FY 2009 Expenditures/ Encumbrances	FY 2009 Available Balance (D)-(E)	FY 2010 Appropriations PL 30-55	FY 2009 Authorized Lapse Carried Over/ Continued into FY 2010	FY 2010 Governor's Transfer +/-	Total FY 2010 Spending Authorized (G)+(H)+(I)	FY 2010 YTD Allotment	FY 2010 YTD Expenditures/ Encumbrances 1/	FY 2010 Projected Expenditures (remaining 3 quarters)	FY 2010 Total Expenditures/ Encumbrances (L)+(M)	FY 2010 Available Projected Balance (J)-(N)
<b>PERSONNEL SERVICES</b>																
111	Regular Salaries/Increments	139,344			139,344	98,483	40,861	102,018			102,018	0	18,582	83,436	102,018	0
112	Overtime/Special Pay				0		0				0			0	0	0
113	Benefits	74,647			74,647	33,216	41,431	60,247			60,247	0	6,435	53,812	60,247	0
114	Insurance Benefits (Medical/Dental/Life)							0			0	0	0	0	0	0
	<b>TOTAL PERSONNEL SERVICES</b>	<b>213,991</b>	<b>0</b>	<b>0</b>	<b>213,991</b>	<b>131,700</b>	<b>82,291</b>	<b>162,265</b>	<b>0</b>	<b>0</b>	<b>162,265</b>	<b>0</b>	<b>25,017</b>	<b>137,248</b>	<b>162,265</b>	<b>0</b>
<b>OPERATIONS</b>																
220	TRAVEL- Off-Island/Local Mileage Reimbursements	12,000			12,000	0	12,000	0			0	0	0	0	0	0
230	CONTRACTUAL SERVICES:	1,812			1,812	2,679	(867)	2,739			2,739	0	0	2,739	2,739	0
233	OFFICE SPACE RENTAL:				0		0	0			0			0	0	0
240	SUPPLIES & MATERIALS:	20,000			20,000	9,526	10,474	464			464	0	0	464	464	0
250	EQUIPMENT:	0			0	0	0	0			0	0	0	0	0	0
280	SUB-RECIPIENT/SUBGRANT:	0			0		0	0			0			0	0	0
290	MISCELLANEOUS:	0			0		0	0			0			0	0	0
	<b>TOTAL OPERATIONS</b>	<b>33,812</b>	<b>0</b>	<b>0</b>	<b>33,812</b>	<b>12,205</b>	<b>21,607</b>	<b>3,203</b>	<b>0</b>	<b>0</b>	<b>3,203</b>	<b>0</b>	<b>0</b>	<b>3,203</b>	<b>3,203</b>	<b>0</b>
<b>UTILITIES</b>																
361	Power	159,948			159,948	156,688	3,260	174,000			174,000	0	0	174,000	174,000	0
362	Water/Sewer	5,256			5,256	5,914	(658)	6,900			6,900	0	0	6,900	6,900	0
363	Telephone/Toll	0			0	0	0	0			0			0	0	0
	<b>TOTAL UTILITIES</b>	<b>165,204</b>	<b>0</b>	<b>0</b>	<b>165,204</b>	<b>162,601</b>	<b>2,603</b>	<b>180,900</b>	<b>0</b>	<b>0</b>	<b>180,900</b>	<b>0</b>	<b>0</b>	<b>180,900</b>	<b>180,900</b>	<b>0</b>
701	INDIRECT COST				0		0				0				0	0
450	CAPITAL OUTLAY				0		0				0				0	0
	<b>TOTAL</b>	<b>413,007</b>	<b>0</b>	<b>0</b>	<b>413,007</b>	<b>306,506</b>	<b>106,501</b>	<b>346,368</b>	<b>0</b>	<b>0</b>	<b>346,368</b>	<b>0</b>	<b>25,017</b>	<b>321,351</b>	<b>346,368</b>	<b>0</b>


FULL TIME EQUIVALENCIES (FTE's)	As of September 30, 2009				As of December 31, 2009			
	UNCLASSIFIED	CLASSIFIED	CONTRACT	OTHER	UNCLASSIFIED	CLASSIFIED	CONTRACT	OTHER
FILLED/WARM BODIES	0	4			0	4		
VACANT (FUNDED)	0	0			0	0		
<b>TOTAL FTE's</b>	<b>0</b>	<b>4</b>	<b>0</b>	<b>0</b>	<b>0</b>	<b>4</b>	<b>0</b>	<b>0</b>

- 1/ a) Indicate on a separate sheet, each amount expended for: 1) prior year obligation(s); 2) emergency authorization(s); 3) promised compensation/acting or detail pay
- b) Attach AS400 print out used to determine the amounts reflected.



**OFB Departmental Funding/Expenditure Fact Sheet  
General Fund**

Department/Agency: DEPARTMENT OF MILITARY AFFAIRS / Office of the Quartermaster  
 Division/Program: ENVIRONMENTAL PROGRAM  
 AS400 account number(s): 5101B103710CE107  
 Funding: 25% (State) 75% (Federal)

Department/Agency Head Certification as to the accuracy of information contained herein:	
DONALD J. GOLDHORN, MG/TAG Director Name (Print)	
	1/25/10
Signature	Date

AS400 Account Code	Appropriation Classification	As of September 30, 2009						As of December 31, 2009								
		FY 2009						FY 2010								
		A	B	C	D	E	F	G	H	I	J	K	L	M	N	O
		FY 2009 Appropriations P.L. 29-113	FY 2008 Authorized Lapse Carried Over/Continued into FY 2009	FY 2009 Governor's Transfer +/-	Total FY 2009 Spending Authorization (A)+(B)+(C)	FY 2009 Expenditures/Encumbrances	FY 2009 Available Balance (D)-(E)	FY 2010 Appropriations PL 30-55	FY 2010 Authorized Lapse Carried Over/Continued into FY 2009	FY 2010 Governor's Transfer +/-	Total FY 2010 Spending Authorized (G)+(H)+(I)	FY 2010 YTD Allotment	FY 2010 YTD Expenditures/Encumbrances 1/	FY 2010 Projected Expenditures (remaining 3 quarters)	FY 2010 Total Expenditures/Encumbrances (L)+(M)	FY 2010 Available Projected Balance (J)-(N)
<b>PERSONNEL SERVICES</b>																
111	Regular Salaries/Increments	27,904			30,379	27,854	2,525	30,848			30,848	10,386	5,839	25,009	30,848	0
112	Overtime/Special Pay				0	0	0				0			0	0	0
113	Benefits	15,033			15,033	9,621	5,412	14,752			14,752	5,400	2,011	12,741	14,752	0
114	Insurance Benefits (Medical/Dental/Life)		-	-	-	-	-	0			0	0	0	0	0	0
	<b>TOTAL PERSONNEL SERVICES</b>	<b>42,937</b>	<b>0</b>	<b>0</b>	<b>45,412</b>	<b>37,475</b>	<b>7,937</b>	<b>45,600</b>	<b>0</b>	<b>0</b>	<b>45,600</b>	<b>15,786</b>	<b>7,850</b>	<b>37,750</b>	<b>45,600</b>	<b>0</b>
<b>OPERATIONS</b>																
220	TRAVEL- Off-Island/Local Mileage Reimbursements				0		0				0				0	0
230	CONTRACTUAL SERVICES:				0		0				0				0	0
233	OFFICE SPACE RENTAL:				0		0				0				0	0
240	SUPPLIES & MATERIALS:	0			0	0	0	0			0				0	0
250	EQUIPMENT:				0		0				0				0	0
280	SUB-RECIPIENT/SUBGRANT:				0		0				0				0	0
290	MISCELLANEOUS:				0		0				0				0	0
	<b>TOTAL OPERATIONS</b>	<b>0</b>	<b>0</b>	<b>0</b>	<b>0</b>	<b>0</b>	<b>0</b>	<b>0</b>	<b>0</b>	<b>0</b>	<b>0</b>	<b>0</b>	<b>0</b>	<b>0</b>	<b>0</b>	<b>0</b>
<b>UTILITIES</b>																
361	Power				0		0				0				0	0
362	Water/Sewer				0		0				0				0	0
363	Telephone/Toll				0		0				0				0	0
	<b>TOTAL UTILITIES</b>	<b>0</b>	<b>0</b>	<b>0</b>	<b>0</b>	<b>0</b>	<b>0</b>	<b>0</b>	<b>0</b>	<b>0</b>	<b>0</b>	<b>0</b>	<b>0</b>	<b>0</b>	<b>0</b>	<b>0</b>
701	INDIRECT COST				0		0				0				0	0
450	CAPITAL OUTLAY				0		0				0				0	0
	<b>TOTAL</b>	<b>42,937</b>	<b>0</b>	<b>0</b>	<b>45,412</b>	<b>37,475</b>	<b>7,937</b>	<b>45,600</b>	<b>0</b>	<b>0</b>	<b>45,600</b>	<b>15,786</b>	<b>7,850</b>	<b>37,750</b>	<b>45,600</b>	<b>0</b>

FULL TIME EQUIVALENCIES (FTE's)	As of September 30, 2009				As of December 31, 2009			
	UNCLASSIFIED	CLASSIFIED	CONTRACT	OTHER	UNCLASSIFIED	CLASSIFIED	CONTRACT	OTHER
FILLED/WARM BODIES		1				1		
VACANT (FUNDED)								
<b>TOTAL FTE's</b>	<b>0</b>	<b>1</b>	<b>0</b>	<b>0</b>	<b>0</b>	<b>1</b>	<b>0</b>	<b>0</b>

1/ a) Indicate on a separate sheet, each amount expended for: 1) prior year obligation(s); 2) emergency authorization(s); 3) promised compensation/acting or detail pay  
 b) Attach AS400 print out used to determine the amounts reflected.

Government of Guam  
Fiscal Year 2010 Budget  
Department of Military Affairs  
(Current)


[BBMR SP-1]

FUNCTIONAL AREA: EXECUTIVE DIRECTION  
AGENCY: Department of Military Affairs  
PROGRAM: Environmental Program  
FUND: 75% Federal / 25% Local - 5101B103710CE107

Input by Department										Input by Department										
(A)	(B)	(C)	(D)	(E)	(F)	(G)	(H)		(I)	(J)	(K)	(L)	(M)	(N)	(O)	(P)	(Q)	(R)	(S)	
No.	Position Number	Position Title	Name of Incumbent	Grade/ Step	Salary	Overtime	Special*	Increment		(E+F+G+I) Subtotal	Retirement (J *25.20%)	Retire (DDI) (\$16.66*26PP)	Social Security (6.2% * J)	Benefits			Medical (Premium)	Dental (Premium)	Total Benefits (K thru Q)	(J + R) TOTAL
								Date	Amt.					Life (I/)	Medicare (1.45%*J)	Life (I/)				
ARNG-FMO																				
1	CS003	Env'l. Health Specialist I	Rowena G. Peralta	K-04	29,279	0	0	8/23/10	42	29,286	7,380	433	0	425	174	6,792	708	15,912	45,198	
Grand Total:					\$29,279	\$0	\$0		\$42	\$29,286	\$7,380	\$433	\$0	\$425	\$174	\$6,792	\$708	\$15,912	\$45,198	

**OFB Departmental Funding/Expenditure Fact Sheet  
Special Fund  
Fund Name: Master Cooperative Agreement (MCA)**

Department/Agency: DEPARTMENT OF MILITARY AFFAIRS  
Division/Program: Training Site  
AS400 account number(s): 5101E103710CE101  
Funding: 100% Federal

<b>Department/Agency Head Certification</b> as to the accuracy of information contained herein:	
of <b>RONALD J. GOLDHORN, MG/TAG</b> Director Name (Print)	
	1/25/10 Date
Signature	Date

AS400 Account Code	Appropriation Classification	As of September 30, 2009						As of December 31, 2009								
		FY 2009						FY 2010								
		A	B	C	D	E	F	G	H	I	J	K	L	M	N	O
		FY 2009 Appropriations P.L. 29-113	FY 2008 Authorized Lapse Carried Over/Continued into FY 2009	FY 2009 Governor's Transfer +/-	Total FY 2009 Spending Authorization (A)+(B)+(C)	FY 2009 Expenditures/Encumbrances	FY 2009 Available Balance (D)-(E)	FY 2010 Appropriations PL 30-55	FY 2009 Authorized Lapse Carried Over/Continued into FY 2010	FY 2010 Governor's Transfer +/-	Total FY 2010 Spending Authorized (G)+(H)+(I)	FY 2010 YTD Allotment	FY 2010 YTD Expenditures/Encumbrances 1/	FY 2010 Projected Expenditures (remaining 3 quarters)	FY 2010 Total Expenditures/Encumbrances (L)+(M)	FY 2010 Available Projected Balance (J)-(N)
<b>PERSONNEL SERVICES</b>																
111	Regular Salaries/Increments	215,833			215,833	215,833	0	240,000			240,000	90,000	44,259	195,741	240,000	0
112	Overtime/Special Pay	0			0	0	0	0			0	0	0	0	0	0
113	Benefits	153,674			153,674	153,674	0	50,700			50,700	20,700	14,013	36,687	50,700	0
114	Insurance Benefits (Medical/Dental/Life)							0			0	0	0	0	0	0
	<b>TOTAL PERSONNEL SERVICES</b>	<b>369,506</b>	<b>0</b>	<b>0</b>	<b>369,506</b>	<b>369,506</b>	<b>0</b>	<b>290,700</b>	<b>0</b>	<b>0</b>	<b>290,700</b>	<b>110,700</b>	<b>58,272</b>	<b>232,428</b>	<b>290,700</b>	<b>0</b>
<b>OPERATIONS</b>																
220	TRAVEL- Off-Island/Local Mileage Reimbursements	20,941			20,941	20,941	0	25,000			25,000	25,000	20,941	4,059	25,000	0
230	CONTRACTUAL SERVICES:	0			0	0	0	0			0	0	0	0	0	0
233	OFFICE SPACE RENTAL:	0			0	0	0	0			0	0	0	0	0	0
240	SUPPLIES & MATERIALS:	4,699			4,658	4,658	0	28,000			28,000	20,000	0	28,000	28,000	0
271	DRUG TESTING	100			38	38	0	100			100	100	0	100	100	0
280	SUB-RECIPIENT/SUBGRANT:	0			0	0	0	0			0	0	0	0	0	0
290	MISCELLANEOUS:	0			0	0	0	0			0	0	0	0	0	0
	<b>TOTAL OPERATIONS</b>	<b>25,740</b>	<b>0</b>	<b>0</b>	<b>25,636</b>	<b>25,636</b>	<b>0</b>	<b>53,100</b>	<b>0</b>	<b>0</b>	<b>53,100</b>	<b>45,100</b>	<b>20,941</b>	<b>32,159</b>	<b>53,100</b>	<b>0</b>
<b>UTILITIES</b>																
361	Power	412,354			330,308	330,308	0	100,000			100,000	80,000	28,069	71,931	100,000	0
362	Water/Sewer				0	0	0	0			0	0	0	0	0	0
363	Telephone/Toll	0			0	0	0	0			0	0	0	0	0	0
	<b>TOTAL UTILITIES</b>	<b>412,354</b>	<b>0</b>	<b>0</b>	<b>330,308</b>	<b>330,308</b>	<b>0</b>	<b>100,000</b>	<b>0</b>	<b>0</b>	<b>100,000</b>	<b>80,000</b>	<b>28,069</b>	<b>71,931</b>	<b>100,000</b>	<b>0</b>
701	<b>INDIRECT COST</b>				0	0	0				0				0	0
450	<b>CAPITAL OUTLAY</b>	14,000			14,000		14,000	14,000			14,000	14,000	0	14,000	14,000	0
	<b>TOTAL</b>	<b>821,600</b>	<b>0</b>	<b>0</b>	<b>739,451</b>	<b>725,451</b>	<b>14,000</b>	<b>457,800</b>	<b>0</b>	<b>0</b>	<b>457,800</b>	<b>249,800</b>	<b>107,282</b>	<b>350,518</b>	<b>457,800</b>	<b>0</b>

FULL TIME EQUIVALENCIES (FTE's)	As of September 30, 2009					As of December 31, 2009				
	UNCLASSIFIED	CLASSIFIED	CONTRACT	OTHER		UNCLASSIFIED	CLASSIFIED	CONTRACT	OTHER	
FILLED/WARM BODIES		4					6			
VACANT (FUNDED)		2					1			
<b>TOTAL FTE's</b>	<b>0</b>	<b>6</b>	<b>0</b>	<b>0</b>	<b>0</b>	<b>0</b>	<b>7</b>	<b>0</b>	<b>0</b>	<b>0</b>

- 1/ a) Indicate on a separate sheet, each amount expended for: 1) prior year obligation(s); 2) emergency authorization(s); 3) promised compensation/acting or detail pay  
b) Attach AS400 print out used to determine the amounts reflected.

Government of Guam  
Fiscal Year 2010 Budget  
Department of Military Affairs  
(As of Current)

[BBMR SP-1]

**FUNCTIONAL AREA: EXECUTIVE DIRECTION**

**AGENCY: Department of Military Affairs / Office of the Quartermaster**

**PROGRAM: Training Site**

**FUND: 100% Federal - 5101E103710CE101**

No.	Input by Department										(J)	(K)	(L)	(M)	(N)	(O)	Input by Department		(R)	(S)
	(A)	(B)	(C)	(D)	(E)	(F)	(G)	(H)	(I)	(P)							(Q)			
	Position Number	Position Title	Name of Incumbent	Grade/ Step	Salary	Overtime	Special*	Increment		Medical (Premium)							Dental (Premium)			
							Date	Amt.	(E+F+G+I) Subtotal	Retirement (J *25.20%)	Retire (DDI) (\$16.66*26PP)	Social Security (6.2% * J)	Medicare (1.45%*J)	Life (1/)	Total Benefits (K thru Q)	(J + R) TOTAL				
ARNG-FMO																				
1	CS001	Budget Analyst	William D. Cardenas	L-07	35,802	0	0	8/21/10	77	35,879	9,041	0	0	520	174	6,792	708	17,236	53,114	
2	CS002	Maintenance Specialist	Vonlester K. Olinger	I-17	40,819	0	0	8/31/10	154	40,973	10,325	0	0	594	174	6,792	708	18,593	59,566	
3	CS005	Quartermaster	John T. Flores	O-11	52,492	0	0	7/19/10	380	52,872	13,324	0	0	767	174	6,792	708	21,764	74,637	
4	CS006	Planner II	**GG107-009	L-01	26,520	0	0			26,520	6,683	433	0	385	174	6,792	708	15,175	41,695	
5	CS007	Engineer I	Alfonso E. Molarte	L-08	38,128	0	0	12/3/10		38,128	9,608	433	0	553	174	6,792	708	18,268	56,396	
6	CS008	Planner III	Joann T. Santos	M-11	44,524	0	0	2/23/10	935	45,459	11,456	0	0	659	174	6,792	708	19,789	65,248	
7	CS009	Word Processing Sec. II	Marie Sanchez	H-1	19,974	0	0	6/15/10	374	20,348	5,128	433	0	295	174	6,792	708	13,530	33,878	
Grand Total:					\$258,259	\$0	\$0		\$1,920	\$260,179	\$65,565	\$1,299	\$0	\$3,773	\$1,218	\$47,544	\$4,956	\$124,355	\$384,534	


\* Under recruitment



**OFB Departmental Funding/Expenditure Fact Sheet  
Special Fund**

Fund Name: Master Cooperative Agreement (MCA)

Department/Agency: DEPARTMENT OF MILITARY AFFAIRS  
Division/Program: Physical Security  
AS400 account number(s): 5101E103740CE105  
Funding: 100% Federal

Department/Agency Head Certification as to the accuracy of information contained herein:	
RONALD J. GOLDHORN, MG/TAG Director Name (Print)	
 Signature	1/25/10 Date

AS400 Account Code	Appropriation Classification	As of September 30, 2009						As of December 31, 2009								
		FY 2009						FY 2010								
		A	B	C	D	E	F	G	H	I	J	K	L	M	N	O
		FY 2010 Appropriations PL 29-113	FY 2008 Authorized Lapse Carried Over/Continued into FY 2009	FY 2009 Governor's Transfer +/-	Total FY 2009 Spending Authorization (A)+(B)+(C)	FY 2009 Expenditures/ Encumbrances	FY 2009 Available Balance (D)-(E)	FY 2010 Appropriations PL 30-55	FY 2009 Authorized Lapse Carried Over/ Continued into FY 2010	FY 2010 Governor's Transfer +/-	Total FY 2010 Spending Authorized (G)+(H)+(I)	FY 2010 YTD Allotment	FY 2010 YTD Expenditures/ Encumbrances 1/	FY 2010 Projected Expenditures (remaining 3 quarters)	FY 2010 Total Expenditures/ Encumbrances (L)+(M)	FY 2010 Available Projected Balance (J)-(N)
<b>PERSONNEL SERVICES</b>																
111	Regular Salaries/Increments	397,269			397,269	313,259	84,010	307,552			307,552	103,854	65,009	242,543	307,552	0
112	Overtime/Special Pay				0		0				0			0	0	0
113	Benefits	123,383			123,383	105,976	17,407	111,148			111,148	38,474	22,380	88,768	111,148	0
114	Insurance Benefits (Medical/Dental/Life)		-	-	-	-	-	0			0	0	0	0	0	0
	<b>TOTAL PERSONNEL SERVICES</b>	<b>520,652</b>	<b>0</b>	<b>0</b>	<b>520,652</b>	<b>419,236</b>	<b>101,416</b>	<b>418,700</b>	<b>0</b>	<b>0</b>	<b>418,700</b>	<b>142,328</b>	<b>87,389</b>	<b>331,311</b>	<b>418,700</b>	<b>0</b>
<b>OPERATIONS</b>																
220	TRAVEL- Off-Island/Local Mileage Reimbursements				0		0				0			0	0	0
230	CONTRACTUAL SERVICES:	1,000			1,000	150	850	0			0	0	0	0	0	0
233	OFFICE SPACE RENTAL:				0	0	0				0	0	0	0	0	0
240	SUPPLIES & MATERIALS:	14,648			14,648	3,519	11,129	0			0	0	0	0	0	0
271	DRUG TESTING	300			300	72	228	0			0	0	0	0	0	0
280	SUB-RECIPIENT/SUBGRANT:				0		0				0			0	0	0
290	MISCELLANEOUS:				0		0				0			0	0	0
	<b>TOTAL OPERATIONS</b>	<b>15,948</b>	<b>0</b>	<b>0</b>	<b>15,948</b>	<b>3,741</b>	<b>12,207</b>	<b>0</b>	<b>0</b>	<b>0</b>	<b>0</b>	<b>0</b>	<b>0</b>	<b>0</b>	<b>0</b>	<b>0</b>
<b>UTILITIES</b>																
361	Power				0		0				0			0	0	0
362	Water/Sewer				0		0				0			0	0	0
363	Telephone/Toll				0		0				0			0	0	0
	<b>TOTAL UTILITIES</b>	<b>0</b>	<b>0</b>	<b>0</b>	<b>0</b>	<b>0</b>	<b>0</b>	<b>0</b>	<b>0</b>	<b>0</b>	<b>0</b>	<b>0</b>	<b>0</b>	<b>0</b>	<b>0</b>	<b>0</b>
701	<b>INDIRECT COST</b>				0		0				0				0	0
450	<b>CAPITAL OUTLAY</b>	0			0		0	0			0	0		0	0	0
	<b>TOTAL</b>	<b>536,600</b>	<b>0</b>	<b>0</b>	<b>536,600</b>	<b>422,976</b>	<b>113,624</b>	<b>418,700</b>	<b>0</b>	<b>0</b>	<b>418,700</b>	<b>142,328</b>	<b>87,389</b>	<b>331,311</b>	<b>418,700</b>	<b>0</b>

	As of September 30, 2009					As of December 31, 2009				
	UNCLASSIFIED	CLASSIFIED	CONTRACT	OTHER		UNCLASSIFIED	CLASSIFIED	CONTRACT	OTHER	
<b>FULL TIME EQUIVALENCIES (FTE's)</b>										
FILLED/WARM BODIES		12					13			
VACANT (FUNDED)		3					2			
<b>TOTAL FTE's</b>	<b>0</b>	<b>15</b>	<b>0</b>	<b>0</b>		<b>0</b>	<b>15</b>	<b>0</b>	<b>0</b>	

- 1/ a) Indicate on a separate sheet, each amount expended for: 1) prior year obligation(s); 2) emergency authorization(s); 3) promised compensation/acting or detail pay  
b) Attach AS400 print out used to determine the amounts reflected.

Government of Guam  
Fiscal Year 2010 Budget  
Department of Military Affairs  
(Current)

FUNCTIONAL AREA: EXECUTIVE DIRECTION

AGENCY: Department of Military Affairs

PROGRAM: Physical Security

FUND: 100% Federal - 5101E103740CE105

Input by Department										Input by Department									
No.	(A)	(B)	(C)	(D)	(E)	(F)	(G)	(H)		(J)	(K)	(L)	(M)	(N)	(O)	(P)	(Q)	(R)	(S)
	Position Number	Position Title	Name of Incumbent	Grade/ Step	Salary	Overtime	Special*	Date	Amt.	(E+F+G+I) Subtotal	Retirement (J *25.20%)	Retire (DDI) (\$16.66*26PP)	Social Security (6.2% * J)	Medicare (1.45%*J)	Life (I)	Medical (Premium)	Dental (Premium)	Total Benefits (K thru Q)	(J + R) TOTAL
<b>ARNG-QM-PS</b>																			
1	CS012	Security Guard Supervisor	Rafael C. Guerrero	GL-14	35,451	0	0	8/1/10	35	35,486	8,943	433	0	467	174	6,792	708	17,517	53,003
2	CS013	Security Guard (Armed)	Vincent Duenas	FL-03	21,824	0	0	10/15/10		21,824	5,500	433	0	256	174	0	0	6,363	28,187
3	CS014	Security Guard (Armed)	Angel Dacanay	FL-03	21,824	0	0	1/19/10	868	22,692	5,719	433	0	272	174	0	0	6,597	29,290
4	CS015	Security Guard (Armed)	Gonzalo SM Quintanilla	FL-09	28,128	0	0	9/12/10	56	28,185	7,102	433	0	358	174	6,792	708	15,568	43,752
5	CS016	Security Guard (Armed)	Anthony Martinez	FL-01	19,399	0	0	7/13/10	269	19,668	4,956	433	0	358	174	6,792	0	12,713	32,381
6	CS017	Security Guard (Armed)	Angie Claros	FL-07	26,189	0	0	7/8/10	229	26,418	6,657	433	0	332	174	6,792	708	15,097	41,515
7	CS018	Security Guard (Armed)	Joseph A. Torres	FL-10	29,098	0	0	9/12/10	59	29,157	7,348	433	0	384	174	6,792	708	15,838	44,995
8	CS019	Security Guard (Armed)	Anthony San Nicolas	FL-05	24,248	0	0	9/27/10	46	24,295	6,122	433	0	304	174	6,792	708	14,533	38,828
9	CS020	Security Guard (Armed)	Eddie Joe S. Peredo	FL-03	20,611	0	0	11/29/10		20,611	5,194	433	0	256	174	6,792	708	13,557	34,167
10	CS021	Security Guard (Armed)	Roland P. Terlaje	FL-04	23,036	0	0	3/27/10	626	23,663	5,963	433	0	288	174	6,792	708	14,358	38,020
11	CS022	Security Guard (Armed)	**Under recruitment	FL-01	19,399	0	0			19,399	4,888	433	0	358	174	6,792	0	12,646	32,044
12	CS023	Security Guard (Armed)	Michael V. Siguenza	FL-02	20,611	0	0	10/15/10		20,611	5,194	433	0	256	174	0	0	6,057	26,667
13	CS024	Security Guard (Armed)	Roland J. Peredo	FL-02	20,611	0	0	9/18/10	46	20,657	5,206	433	0	256	174	6,792	708	13,568	34,226
14	CS025	Chief Security	Frankie B. Cruz	NL-02	36,307	0	0	7/14/10	568	36,875	9,292	433	0	450	174	6,792	708	17,850	54,725
15	CS026	Security Guard (Armed)	*New Position	FL-01	0	0	0			0	0	0	0	0	0	0	0	0	0
<b>Grand Total:</b>					\$346,734	\$0	\$0	\$525,160	\$2,805	\$349,539	\$88,084	\$6,064	\$0	\$4,594	\$2,436	\$74,712	\$6,372	\$182,261	\$531,800

\*\*Under Recruitment

\* New Position

\*\*\* Public Law 29-105 (FY09 10% salary increase)


\*\*\* Public Law 29-105 (FY10 10% salary increase)



**OFB Departmental Funding/Expenditure Fact Sheet  
Special Fund**

Department/Agency: **DEPARTMENT OF MILITARY AFFAIRS**  
 Division/Program: **Environmental Compliance**  
 AS400 account number(s): **5101E093710CE106**  
 Funding: **100% Federal**

Fund Name: **MASTER COOPERATIVE AGREEMENT (MCA)**

<b>Department/Agency Head Certification</b> as to the accuracy of information contained herein:	
DONALD J. GOLDHORN, MG/TAG Director Name (Print)	
 Signature	1/25/10 Date

AS400 Account Code	Appropriation Classification	As of September 30, 2009						As of December 31, 2009								
		FY 2009						FY 2010								
		A	B	C	D	E	F	G	H	I	J	K	L	M	N	O
		FY 2010 Appropriations PL 29-113	FY 2008 Authorized Lapse Carried Over/Continued into FY 2009	FY 2009 Governor's Transfer +/-	Total FY 2009 Spending Authorization (A)+(B)+(C)	FY 2009 Expenditures/Encumbrances	FY 2009 Available Balance (D)-(E)	FY 2010 Appropriations PL 30-55	FY 2009 Authorized Lapse Carried Over/Continued into FY 2010	FY 2010 Governor's Transfer +/-	Total FY 2010 Spending Authorized (G)+(H)+(I)	FY 2010 YTD Allotment	FY 2010 YTD Expenditures/Encumbrances 1/	FY 2010 Projected Expenditures (remaining 3 quarters)	FY 2010 Total Expenditures/Encumbrances (L)+(M)	FY 2010 Available Projected Balance (J)-(N)
<b>PERSONNEL SERVICES</b>																
111	Regular Salaries/Increments	52,466			52,466	51,866	601	106,000			106,000	36,693	9,936	96,064	106,000	0
112	Overtime/Special Pay				0		0				0			0	0	0
113	Benefits	17,534			17,534	17,534	0	52,000			52,000	18,000	3,379	48,621	52,000	0
114	Insurance Benefits (Medical/Dental/Life)							0			0	0	0	0	0	0
	<b>TOTAL PERSONNEL SERVICES</b>	<b>70,000</b>	<b>0</b>	<b>0</b>	<b>70,000</b>	<b>69,399</b>	<b>601</b>	<b>158,000</b>	<b>0</b>	<b>0</b>	<b>158,000</b>	<b>54,693</b>	<b>13,315</b>	<b>144,685</b>	<b>158,000</b>	<b>0</b>
<b>OPERATIONS</b>																
220	TRAVEL- Off-Island/Local Mileage Reimbursements	13,785			13,785	0	13,785	15,000			15,000	15,000		15,000	15,000	0
230	CONTRACTUAL SERVICES:	15			15	15	0	0			0	0		0	0	0
233	OFFICE SPACE RENTAL:				0		0				0			0	0	0
240	SUPPLIES & MATERIALS:	1,200			1,200	562	638	0			0	0	0	0	0	0
250	EQUIPMENT:				0		0				0				0	0
280	SUB-RECIPIENT/SUBGRANT:				0		0				0				0	0
290	MISCELLANEOUS:				0		0				0				0	0
	<b>TOTAL OPERATIONS</b>	<b>15,000</b>	<b>0</b>	<b>0</b>	<b>15,000</b>	<b>577</b>	<b>14,423</b>	<b>15,000</b>	<b>0</b>	<b>0</b>	<b>15,000</b>	<b>15,000</b>	<b>0</b>	<b>15,000</b>	<b>15,000</b>	<b>0</b>
<b>UTILITIES</b>																
361	Power				0		0				0				0	0
362	Water/Sewer				0		0				0				0	0
363	Telephone/Toll				0		0				0				0	0
	<b>TOTAL UTILITIES</b>	<b>0</b>	<b>0</b>	<b>0</b>	<b>0</b>	<b>0</b>	<b>0</b>	<b>0</b>	<b>0</b>	<b>0</b>	<b>0</b>	<b>0</b>	<b>0</b>	<b>0</b>	<b>0</b>	<b>0</b>
701	<b>INDIRECT COST</b>				0		0				0				0	0
450	<b>CAPITAL OUTLAY</b>				0		0				0				0	0
	<b>TOTAL</b>	<b>85,000</b>	<b>0</b>	<b>0</b>	<b>85,000</b>	<b>69,976</b>	<b>15,024</b>	<b>173,000</b>	<b>0</b>	<b>0</b>	<b>173,000</b>	<b>69,693</b>	<b>13,315</b>	<b>159,685</b>	<b>173,000</b>	<b>0</b>

FULL TIME EQUIVALENCIES (FTE's)	As of September 30, 2009				As of December 31, 2009			
	UNCLASSIFIED	CLASSIFIED	CONTRACT	OTHER	UNCLASSIFIED	CLASSIFIED	CONTRACT	OTHER
FILLED/WARM BODIES		1				1		
VACANT (FUNDED)		2				2		
<b>TOTAL FTE's</b>	<b>0</b>	<b>3</b>	<b>0</b>	<b>0</b>	<b>0</b>	<b>3</b>	<b>0</b>	<b>0</b>

- 1/ a) Indicate on a separate sheet, each amount expended for: 1) prior year obligation(s); 2) emergency authorization(s); 3) promised compensation/acting or detail pay  
 b) Attach AS400 print out used to determine the amounts reflected.

Government of Guam  
Fiscal Year 2010 Budget  
Department of Military Affairs  
(Current)

[BBMR SP-1]

FUNCTIONAL AREA: EXECUTIVE DIRECTION

AGENCY: Department of Military Affairs

PROGRAM: Environmental Compliance


FUND: 100% Federal - 5101E103710CE106

Input by Department										Input by Department									
(A)	(B)	(C)	(D)	(E)	(F)	(G)	(H)		(I)	(J)	(K)	(L)	(M)	(N)	(O)	(P)	(Q)	(R)	(S)
No.	Position Number	Position Title	Name of Incumbent	Grade/ Step	Salary	Overtime	Special*	Increment		(E+F+G+I) Subtotal	Benefits					Medical (Premium)	Dental (Premium)	Total Benefits (K thru Q)	(J + R) TOTAL
								Date	Amt.		Retirement (J *25.20%)	Retire (DDI) (\$16.66*26PP)	Social Security (6.2% * J)	Medicare (1.45%*J)	Life (I/)				
ARNG-ENCOM																			
1	CS006	Environmental Specialist Supervisor	Alma S. McDonald	N-13	51,662	0	0	3/31/2010	919	52,581	13,250	0	0	762	174	6,792	708	21,687	74,267
2	CS005	Environmental Health Specialist II	**GG106-005	L-01	26,520	0	0			26,520	6,383	433	0	385	174	6,792	708	14,875	41,395
3	CS004	Environmental Health Specialist III	*Under recruitment	M-1	28,678	0	0			28,678	6,903	433	0	416	174	6,792	708	15,426	44,104
Grand Total:					\$106,860	\$0	\$0		\$919	\$107,779	\$26,537	\$866	\$0	\$1,563	\$522	\$20,376	\$2,124	\$51,987	\$159,766

**OFB Departmental Funding/Expenditure Fact Sheet  
Special Fund**

**Fund Name: Master Cooperative Agreement (MCA)**

**Department/Agency: DEPARTMENT OF MILITARY AFFAIRS  
Division/Program: AIR GUARD SECURITY  
AS400 Account Number(s): 5101E103721CE104  
Funding: 100% Federal**

<b>Department/Agency Head Certification</b> as to the accuracy of information contained herein:	
DONALD J. GOLDHORN, MG/TAG	
Director Name (Print)	
	1/25/10
Signature	Date

AS400 Account Code	Appropriation Classification	As of September 30, 2009						As of December 31, 2009								
		FY 2009						FY 2010								
		A	B	C	D	E	F	G	H	I	J	K	L	M	N	O
		FY 2010 Appropriations PL 29-113	FY 2008 Authorized Lapse Carried Over/Continued into FY 2009	FY 2009 Governor's Transfer +/-	Total FY 2009 Spending Authorization (A)+(B)+(C)	FY 2009 Expenditures/Encumbrances	FY 2009 Available Balance (D)-(E)	FY 2010 Appropriations PL 30-55	FY 2009 Authorized Lapse Carried Over/Continued into FY 2010	FY 2010 Governor's Transfer +/-	Total FY 2010 Spending Authorized (G)+(H)+(I)	FY 2010 YTD Allotment	FY 2010 YTD Expenditures/Encumbrances 1/	FY 2010 Projected Expenditures (remaining 3 quarters)	FY 2010 Total Expenditures/Encumbrances (L)+(M)	FY 2010 Available Projected Balance (J)-(N)
<b>PERSONNEL SERVICES</b>																
111	Regular Salaries/Increments	112,900			112,900	112,208	692	157,732			157,732	54,603	15,910	141,822	157,732	0
112	Overtime/Special Pay				0		0				0				0	0
113	Benefits	39,800			39,800	9,964	29,836	44,558			44,558	15,426	4,558	40,000	44,558	0
114	Insurance Benefits (Medical/Dental/Life)							0			0	0	0	0	0	0
	<b>TOTAL PERSONNEL SERVICES</b>	<b>152,700</b>	<b>0</b>	<b>0</b>	<b>152,700</b>	<b>122,172</b>	<b>30,529</b>	<b>202,290</b>	<b>0</b>	<b>0</b>	<b>202,290</b>	<b>70,029</b>	<b>20,468</b>	<b>181,822</b>	<b>202,290</b>	<b>0</b>
<b>OPERATIONS</b>																
220	TRAVEL- Off-Island/Local Mileage Reimbursements	0			0	0	0	0			0	0	0		0	0
230	CONTRACTUAL SERVICES:	0			0	0	0	0			0				0	0
233	OFFICE SPACE RENTAL:	0			0		0	0			0				0	0
240	SUPPLIES & MATERIALS:	0			0	0	0	0			0		0	0	0	0
250	EQUIPMENT:				0		0				0				0	0
271	DRUG TESTING:	200			200											0
280	SUB-RECIPIENT/SUBGRANT:				0		0				0				0	0
290	MISCELLANEOUS:				0		0				0				0	0
	<b>TOTAL OPERATIONS</b>	<b>200</b>	<b>0</b>	<b>0</b>	<b>200</b>	<b>0</b>	<b>0</b>	<b>0</b>	<b>0</b>	<b>0</b>	<b>0</b>	<b>0</b>	<b>0</b>	<b>0</b>	<b>0</b>	<b>0</b>
<b>UTILITIES</b>																
361	Power	0			0	0	0	0			0	0	0		0	0
362	Water/Sewer				0		0				0				0	0
363	Telephone/Toll				0		0				0				0	0
	<b>TOTAL UTILITIES</b>	<b>0</b>	<b>0</b>	<b>0</b>	<b>0</b>	<b>0</b>	<b>0</b>	<b>0</b>	<b>0</b>	<b>0</b>	<b>0</b>	<b>0</b>	<b>0</b>	<b>0</b>	<b>0</b>	<b>0</b>
701	<b>INDIRECT COST</b>				0		0				0				0	0
450	<b>CAPITAL OUTLAY</b>				0		0				0				0	0
	<b>TOTAL</b>	<b>152,900</b>	<b>0</b>	<b>0</b>	<b>152,900</b>	<b>122,172</b>	<b>30,529</b>	<b>202,290</b>	<b>0</b>	<b>0</b>	<b>202,290</b>	<b>70,029</b>	<b>20,468</b>	<b>181,822</b>	<b>202,290</b>	<b>0</b>

	As of September 30, 2009				As of December 31, 2009			
	UNCLASSIFIED	CLASSIFIED	CONTRACT	OTHER (LTA)	UNCLASSIFIED	CLASSIFIED	CONTRACT	OTHER (LTA)
<b>FULL TIME EQUIVALENCIES (FTE's)</b>								
FILLED/WARM BODIES				4				4
VACANT (FUNDED)								
<b>TOTAL FTE's</b>	<b>0</b>	<b>0</b>	<b>0</b>	<b>4</b>	<b>0</b>	<b>0</b>	<b>0</b>	<b>4</b>

1/ a) Indicate on a separate sheet, each amount expended for: 1) prior year obligation(s); 2) emergency authorization(s); 3) promised compensation/acting or detail pay

Government of Guam  
Fiscal Year 2010 Budget  
Department of Military Affairs  
(Current)

FUNCTIONAL AREA: EXECUTIVE DIRECTION

AGENCY: Department of Military Affairs

PROGRAM: AIR GUARD SECURITY


FUND: 100% Fed.- 5101E103721CE104

Input by Department										Input by Department										
No.	(A)	(B)	(C)	(D)	(E)	(F)	(G)	(H)		(J)	(K)	(L)	(M)	(N)	(O)	(P)	(Q)	(R)	(S)	
	Position Number	Position Title	Name of Incumbent	Grade/ Step	Salary	Overtime	Special*	Increment		(E+F+G+I) Subtotal	Retirement (J *25.20%)	Retire (DDI) (\$16.66*26PP)	Social Security (6.2% * J)	Medicare (1.45%*J)	Life (I)	Medical ( Premium)	Dental ( Premium)	Total Benefits ( K thru Q)	( J + R ) TOTAL	
1	3721-ANG-U001	Special Projects Coordinator	Randy S. Alegre	M-10	43,018	0	0			46,596	\$11,742	\$433	0	676	174	\$6,792	\$708	20,525	67,121	
2	3721-ANG-U002	Special Projects Coordinator	Reynaldo U. Mandapat	M-10	43,018	0	0			46,596	11,742	404	0	676	174			12,995	59,591	
3	3721-ANG-U003	Special Projects Coordinator	Sheryl MP Fejeran	M-10	43,018	0	0			43,018	10,841	404	0	624	174			12,042	55,060	
4	3721-ANG-U004	Special Projects Coordinator	Frances Jean L. Lorenzo	M-01	28,678	0	0			28,678	7,227	404	0	416	174			8,220	36,898	
<b>Grand Total:</b>					\$157,732	\$0	\$0			\$0	\$164,888	\$41,552	\$1,644	\$0	\$2,391	\$696	\$6,792	\$708	\$53,782	\$218,670

**OFB Departmental Funding/Expenditure Fact Sheet  
Special Fund**

Fund Name: MASTER COOPERATIVE AGREEMENT (MCA)

Department/Agency: DEPARTMENT OF MILITARY AFFAIRS  
Division/Program: Family Support  
AS400 account number(s): 5101E103710E1103  
Funding: 100% Federal

<b>Department/Agency Head Certification</b> as to the accuracy of information contained herein:	
DONALD J. GOLDHORN, MG/TAG Director Name (Print)	
	1/25/10 Date
Signature	Date

AS400 Account Code	Appropriation Classification	As of September 30, 2009						As of December 31, 2009								
		FY 2009						FY 2010								
		A	B	C	D	E	F	G	H	I	J	K	L	M	N	O
		FY 2010 Appropriations PL 29-113	FY 2008 Authorized Lapse Carried Over/Continued into FY 2009	FY 2009 Governor's Transfer +/-	Total FY 2009 Spending Authorization (A)+(B)+(C)	FY 2009 Expenditures/Encumbrances	FY 2009 Available Balance (D)-(E)	FY 2010 Appropriations PL 30-55	FY 2009 Authorized Lapse Carried Over/Continued into FY 2010	FY 2010 Governor's Transfer +/-	Total FY 2010 Spending Authorized (G)+(H)+(I)	FY 2010 YTD Allotment	FY 2010 YTD Expenditures/Encumbrances 1/	FY 2010 Projected Expenditures (remaining 3 quarters)	FY 2010 Total Expenditures/Encumbrances (L)+(M)	FY 2010 Available Projected Balance (J)-(N)
<b>PERSONNEL SERVICES</b>																
111	Regular Salaries/Increments	147,524			147,524	32,678	114,846	0			0	0	0	0	0	0
112	Overtime/Special Pay				0		0				0			0	0	0
113	Benefits	8,476			8,476	8,476	0	0			0	0	0	0	0	0
114	Insurance Benefits (Medical/Dental/Life)							0			0	0	0	0	0	0
	<b>TOTAL PERSONNEL SERVICES</b>	<b>156,000</b>	<b>0</b>	<b>0</b>	<b>156,000</b>	<b>41,154</b>	<b>114,846</b>	<b>0</b>	<b>0</b>	<b>0</b>	<b>0</b>	<b>0</b>	<b>0</b>	<b>0</b>	<b>0</b>	<b>0</b>
<b>OPERATIONS</b>																
220	TRAVEL - Off-Island/Local Mileage Reimbursements				0		0				0				0	0
230	CONTRACTUAL SERVICES:				0		0				0				0	0
233	OFFICE SPACE RENTAL:				0		0				0				0	0
240	SUPPLIES & MATERIALS:	5,000			5,000	0	5,000	0			0		0	0	0	0
250	EQUIPMENT:				0		0				0				0	0
280	SUB-RECIPIENT/SUBGRANT:				0		0				0				0	0
290	MISCELLANEOUS:				0		0				0				0	0
	<b>TOTAL OPERATIONS</b>	<b>5,000</b>	<b>0</b>	<b>0</b>	<b>5,000</b>	<b>0</b>	<b>5,000</b>	<b>0</b>	<b>0</b>	<b>0</b>	<b>0</b>	<b>0</b>	<b>0</b>	<b>0</b>	<b>0</b>	<b>0</b>
<b>UTILITIES</b>																
361	Power				0		0				0				0	0
362	Water/Sewer				0		0				0				0	0
363	Telephone/Toll				0		0				0				0	0
	<b>TOTAL UTILITIES</b>	<b>0</b>	<b>0</b>	<b>0</b>	<b>0</b>	<b>0</b>	<b>0</b>	<b>0</b>	<b>0</b>	<b>0</b>	<b>0</b>	<b>0</b>	<b>0</b>	<b>0</b>	<b>0</b>	<b>0</b>
701	<b>INDIRECT COST</b>				0		0				0				0	0
450	<b>CAPITAL OUTLAY</b>				0		0				0				0	0
	<b>TOTAL</b>	<b>161,000</b>	<b>0</b>	<b>0</b>	<b>161,000</b>	<b>41,154</b>	<b>119,846</b>	<b>0</b>	<b>0</b>	<b>0</b>	<b>0</b>	<b>0</b>	<b>0</b>	<b>0</b>	<b>0</b>	<b>0</b>


FULL TIME EQUIVALENCIES (FTE's)	As of September 30, 2009				As of December 31, 2009			
	UNCLASSIFIED	CLASSIFIED	CONTRACT	OTHER	UNCLASSIFIED	CLASSIFIED	CONTRACT	OTHER
FILLED/WARM BODIES		2				0		
VACANT (FUNDED)		0				0		
<b>TOTAL FTE's</b>	<b>0</b>	<b>2</b>	<b>0</b>	<b>0</b>	<b>0</b>	<b>0</b>	<b>0</b>	<b>0</b>

1/ a) Indicate on a separate sheet, each amount expended for: 1) prior year obligation(s); 2) emergency authorization(s); 3) promised compensation/acting or detail pay  
b) Attach AS400 print out used to determine the amounts reflected.

**OFB Departmental Funding/Expenditure Fact Sheet  
Special Fund**

Department/Agency: DEPARTMENT OF MILITARY AFFAIRS  
Division/Program: Distance Learning  
AS400 Account Number(s): 5101E093710CE102  
Funding: 100% Federal

Fund Name: Master Cooperative Agreement (MCA)

<b>Department/Agency Head Certification</b> as to the accuracy of information contained herein:	
DONALD J. GOLDHORN, MG/TAG	
Director Name (Print)	
	1/25/10
Signature	Date

AS400 Account Code	Appropriation Classification	As of September 30, 2009						As of December 31, 2009								
		FY 2009						FY 2010								
		A	B	C	D	E	F	G	H	I	J	K	L	M	N	O
		FY 2010 Appropriations PL 29-113	FY 2008 Authorized Lapse Carried Over/Continued into FY 2009	FY 2009 Governor's Transfer +/-	Total FY 2009 Spending Authorization (A)+(B)+(C)	FY 2009 Expenditures/Encumbrances	FY 2009 Available Balance (D)-(E)	FY 2010 Appropriations PL 30-55	FY 2009 Authorized Lapse Carried Over/Continued into FY 2010	FY 2010 Governor's Transfer +/-	Total FY 2010 Spending Authorized (G)+(H)+(I)	FY 2010 YTD Allotment	FY 2010 YTD Expenditures/Encumbrances 1/	FY 2010 Projected Expenditures (remaining 3 quarters)	FY 2010 Total Expenditures/Encumbrances (L)+(M)	FY 2010 Available Projected Balance (J)-(N)
<b>PERSONNEL SERVICES</b>																
111	Regular Salaries/Increments	0			0	0	0	0			0	0	0		0	0
112	Overtime/Special Pay				0	0	0				0	0	0		0	0
113	Benefits	0			0	0	0	0			0	0	0		0	0
114	Insurance Benefits (Medical/Dental/Life)				-	-	-	0			0	0	0		0	0
	<b>TOTAL PERSONNEL SERVICES</b>	0	0	0	0	0	0	0	0	0	0	0	0	0	0	0
<b>OPERATIONS</b>																
220	TRAVEL- Off-Island/Local Mileage Reimbursements				0	0	0	0			0	0	0		0	0
230	CONTRACTUAL SERVICES:	38,000			38,000	0	38,000	0			0	0	0	0	0	0
233	OFFICE SPACE RENTAL:				0	0	0				0	0	0		0	0
240	SUPPLIES & MATERIALS:	0			0	0	0	0			0	0	0		0	0
250	EQUIPMENT:				0	0	0				0	0	0		0	0
280	SUB-RECIPIENT/SUBGRANT:				0	0	0				0	0	0		0	0
290	MISCELLANEOUS:				0	0	0				0	0	0		0	0
	<b>TOTAL OPERATIONS</b>	38,000	0	0	38,000	0	38,000	0	0	0	0	0	0	0	0	0
<b>UTILITIES</b>																
361	Power	0			0	0	0	0			0	0	0		0	0
362	Water/Sewer				0	0	0				0	0	0		0	0
363	Telephone/Toll				0	0	0				0	0	0		0	0
	<b>TOTAL UTILITIES</b>	0	0	0	0	0	0	0	0	0	0	0	0	0	0	0
701	<b>INDIRECT COST</b>				0	0	0				0	0	0		0	0
450	<b>CAPITAL OUTLAY</b>				0	0	0				0	0	0		0	0
	<b>TOTAL</b>	38,000	0	0	38,000	0	38,000	0	0	0	0	0	0	0	0	0


FULL TIME EQUIVALENCIES (FTE's)	As of September 30, 2009				As of December 31, 2009			
	UNCLASSIFIED	CLASSIFIED	CONTRACT	OTHER	UNCLASSIFIED	CLASSIFIED	CONTRACT	OTHER
FILLED/WARM BODIES								
VACANT (FUNDED)								
<b>TOTAL FTE's</b>	0	0	0	0	0	0	0	0

1/ a) Indicate on a separate sheet, each amount expended for: 1) prior year obligation(s); 2) emergency authorization(s); 3) promised compensation/acting or detail pay  
b) Attach AS400 print out used to determine the amounts reflected.

**OFB Departmental Funding/Expenditure Fact Sheet  
Special Fund**

**Department/Agency: DEPARTMENT OF MILITARY AFFAIRS**  
**Division/Program: ARNG ESSIOM**  
**AS400 Account Number(s): 5101E093740CE107**  
**Funding: 100% Federal**

**Fund Name: Master Cooperative Agreement (MCA)**

<b>Department/Agency Head Certification</b> as to the accuracy of information contained herein:	
DONALD J. GOLDHORN, MG/TAG	
Director Name (Print)	
	1/25/10
Signature	Date


AS400 Account Code	Appropriation Classification	As of September 30, 2009						As of December 31, 2009								
		FY 2009						FY 2010								
		A	B	C	D	E	F	G	H	I	J	K	L	M	N	O
		FY 2010 Appropriations PL 29-113	FY 2008 Authorized Lapse Carried Over/Continued into FY 2009	FY 2009 Governor's Transfer +/-	Total FY 2009 Spending Authorization (A)+(B)+(C)	FY 2009 Expenditures/Encumbrances	FY 2009 Available Balance (D)-(E)	FY 2010 Appropriations PL 30-55	FY 2009 Authorized Lapse Carried Over/Continued into FY 2010	FY 2010 Governor's Transfer +/-	Total FY 2010 Spending Authorized (G)+(H)+(I)	FY 2010 YTD Allotment	FY 2010 YTD Expenditures/Encumbrances 1/	FY 2010 Projected Expenditures (remaining 3 quarters)	FY 2010 Total Expenditures/Encumbrances (L)+(M)	FY 2010 Available Projected Balance (J)-(N)
<b>PERSONNEL SERVICES</b>																
111	Regular Salaries/Increments	0			0	0	0	0			0	0	0		0	0
112	Overtime/Special Pay				0		0				0				0	0
113	Benefits	0			0	0	0	0			0	0	0		0	0
114	Insurance Benefits (Medical/Dental/Life)										0	0	0	0	0	0
	<b>TOTAL PERSONNEL SERVICES</b>	0	0	0	0	0	0	0	0	0	0	0	0	0	0	0
<b>OPERATIONS</b>																
220	TRAVEL- Off-Island/Local Mileage Reimbursements				0		0	0			0	0	0		0	0
230	CONTRACTUAL SERVICES:	0			0	0	0	185,511			185,511	0	0	185,511	185,511	0
233	OFFICE SPACE RENTAL:				0		0				0			0	0	0
240	SUPPLIES & MATERIALS:	0			0	0	0	0			0	0	0		0	0
250	EQUIPMENT:				0		0				0			0	0	0
280	SUB-RECIPIENT/SUBGRANT:				0		0				0			0	0	0
290	MISCELLANEOUS:				0		0				0			0	0	0
	<b>TOTAL OPERATIONS</b>	0	0	0	0	0	0	185,511	0	0	185,511	0	0	185,511	185,511	0
<b>UTILITIES</b>																
361	Power	0			0	0	0	0			0	0	0		0	0
362	Water/Sewer				0		0				0				0	0
363	Telephone/Toll				0		0				0				0	0
	<b>TOTAL UTILITIES</b>	0	0	0	0	0	0	0	0	0	0	0	0	0	0	0
701	<b>INDIRECT COST</b>				0		0				0				0	0
450	<b>CAPITAL OUTLAY</b>				0		0				0				0	0
	<b>TOTAL</b>	0	0	0	0	0	0	185,511	0	0	185,511	0	0	185,511	185,511	0

FULL TIME EQUIVALENCIES (FTE's)	As of September 30, 2009					As of December 31, 2009				
	UNCLASSIFIED	CLASSIFIED	CONTRACT	OTHER		UNCLASSIFIED	CLASSIFIED	CONTRACT	OTHER	
	FILLED/WARM BODIES									
VACANT (FUNDED)										
<b>TOTAL FTE's</b>	0	0	0	0		0	0	0	0	

1/ a) Indicate on a separate sheet, each amount expended for: 1) prior year obligation(s); 2) emergency authorization(s); 3) promised compensation/acting or detail pay  
b) Attach AS400 print out used to determine the amounts reflected.

**OFB Departmental Funding/Expenditure Fact Sheet  
Special Fund  
Fund Name: Master Cooperative Agreement (MCA)**

Department/Agency: DEPARTMENT OF MILITARY AFFAIRS  
Division/Program: ARNG ANTI-TERRORISM ACTIVITIES  
AS400 Account Number(s): 5101E093740CE108  
Funding: 100% Federal

<b>Department/Agency Head Certification</b> as to the accuracy of information contained herein:	
DONALD J. GOLDHORN, MG/TAG Director Name (Print)	
	1/25/10 Date
Signature	Date

AS400 Account Code	Appropriation Classification	As of September 30, 2009						As of December 31, 2009								
		FY 2009						FY 2010								
		A	B	C	D	E	F	G	H	I	J	K	L	M	N	O
		FY 2010 Appropriations PL 29-113	FY 2008 Authorized Lapse Carried Over/Continued into FY 2009	FY 2009 Governor's Transfer +/-	Total FY 2009 Spending Authorization (A)+(B)+(C)	FY 2009 Expenditures/Encumbrances	FY 2009 Available Balance (D)-(E)	FY 2010 Appropriations PL 30-55	FY 2009 Authorized Lapse Carried Over/Continued into FY 2010	FY 2010 Governor's Transfer +/-	Total FY 2010 Spending Authorized (G)+(H)+(I)	FY 2010 YTD Allotment	FY 2010 YTD Expenditures/Encumbrances 1/	FY 2010 Projected Expenditures (remaining 3 quarters)	FY 2010 Total Expenditures/Encumbrances (L)+(M)	FY 2010 Available Projected Balance (J)-(N)
<b>PERSONNEL SERVICES</b>																
111	Regular Salaries/Increments	0			0	0	0	0			0	0	0		0	0
112	Overtime/Special Pay				0		0				0				0	0
113	Benefits	0			0	0	0	0			0	0	0		0	0
114	Insurance Benefits (Medical/Dental/Life)		-	-	-		-	0			0	0	0	0	0	0
	<b>TOTAL PERSONNEL SERVICES</b>	0	0	0	0	0	0	0	0	0	0	0	0	0	0	0
<b>OPERATIONS</b>																
220	TRAVEL- Off-Island/Local Mileage Reimbursements				0		0	0			0	0	0		0	0
230	CONTRACTUAL SERVICES:	0			0	0	0	0			0	0	0	0	0	0
233	OFFICE SPACE RENTAL:				0		0				0				0	0
240	SUPPLIES & MATERIALS:	0			0	0	0	0			0	0	0		0	0
250	EQUIPMENT:				0		0				0				0	0
280	SUB-RECIPIENT/SUBGRANT:				0		0				0				0	0
290	MISCELLANEOUS:				0		0				0				0	0
	<b>TOTAL OPERATIONS</b>	0	0	0	0	0	0	0	0	0	0	0	0	0	0	0
<b>UTILITIES</b>																
361	Power	0			0	0	0	0			0	0	0		0	0
362	Water/Sewer				0		0				0				0	0
363	Telephone/Toll				0		0				0				0	0
	<b>TOTAL UTILITIES</b>	0	0	0	0	0	0	0	0	0	0	0	0	0	0	0
701	<b>INDIRECT COST</b>				0		0				0				0	0
450	<b>CAPITAL OUTLAY</b>				0		0				0				0	0
	<b>TOTAL</b>	0	0	0	0	0	0	0	0	0	0	0	0	0	0	0


FULL TIME EQUIVALENCIES (FTE's)	As of September 30, 2009				As of December 31, 2009			
	UNCLASSIFIED	CLASSIFIED	CONTRACT	OTHER	UNCLASSIFIED	CLASSIFIED	CONTRACT	OTHER
FILLED/WARM BODIES								
VACANT (FUNDED)								
<b>TOTAL FTE's</b>	0	0	0	0	0	0	0	0

1/ a) Indicate on a separate sheet, each amount expended for: 1) prior year obligation(s); 2) emergency authorization(s); 3) promised compensation/acting or detail pay



Department/Agency: DEPARTMENT OF MILITARY AFFAIRS  
 Division/Program: AIR GUARD TRAINING / TRAVEL  
 AS400 Account Number(s): 5101E103720CE109  
 Funding: 100% Federal

OFB Departmental Funding/Expenditure Fact Sheet  
 Special Fund  
 Fund Name: Master Cooperative Agreement (MCA)

Department/Agency Head Certification  
 as to the accuracy of information contained herein:  
 DONALD J. GOLDHORN, MG/TAG  
 Director Name (Print)  
  
 Signature Date 1/25/10

AS400 Account Code	Appropriation Classification	As of September 30, 2009						As of December 31, 2009								
		FY 2009						FY 2010								
		A	B	C	D	E	F	G	H	I	J	K	L	M	N	O
		FY 2010 Appropriations PL 29-113	FY 2008 Authorized Lapse Carried Over/Continued into FY 2009	FY 2009 Governor's Transfer +/-	Total FY 2009 Spending Authorization (A)+(B)+(C)	FY 2009 Expenditures/Encumbrances	FY 2009 Available Balance (D)-(E)	FY 2010 Appropriations PL 30-55	FY 2009 Authorized Lapse Carried Over/Continued into FY 2010	FY 2010 Governor's Transfer +/-	Total FY 2010 Spending Authorized (G)+(H)+(I)	FY 2010 YTD Allotment	FY 2010 YTD Expenditures/Encumbrances 1/	FY 2010 Projected Expenditures (remaining 3 quarters)	FY 2010 Total Expenditures/Encumbrances (L)+(M)	FY 2010 Available Projected Balance (J)-(N)
<b>PERSONNEL SERVICES</b>																
111	Regular Salaries/Increments	0			0	0	0	0			0	0		0	0	0
112	Overtime/Special Pay				0	0	0	0			0	0		0	0	0
113	Benefits	0			0	0	0	0			0	0	0	0	0	0
114	Insurance Benefits (Medical/Dental/Life)		-	-	-	-	-	0			0	0	0	0	0	0
	<b>TOTAL PERSONNEL SERVICES</b>	0	0	0	0	0	0	0	0	0	0	0	0	0	0	0
<b>OPERATIONS</b>																
220	TRAVEL- Off-Island/Local Mileage Reimbursements	10,500			10,500	9,985	515	20,500			20,500	0	0	20,500	20,500	0
230	CONTRACTUAL SERVICES:				0	0	0	0			0		0	0	0	0
233	OFFICE SPACE RENTAL:				0		0	0			0				0	0
240	SUPPLIES & MATERIALS:	0			0	0	0	0			0	0	0	0	0	0
250	EQUIPMENT:				0		0				0				0	0
280	SUB-RECIPIENT/SUBGRANT:				0		0				0				0	0
290	MISCELLANEOUS:				0		0				0				0	0
	<b>TOTAL OPERATIONS</b>	10,500	0	0	10,500	9,985	515	20,500	0	0	20,500	0	0	20,500	20,500	0
<b>UTILITIES</b>																
361	Power	0			0	0	0	0			0	0	0		0	0
362	Water/Sewer				0		0				0				0	0
363	Telephone/Toll				0		0				0				0	0
	<b>TOTAL UTILITIES</b>	0	0	0	0	0	0	0	0	0	0	0	0	0	0	0
701	INDIRECT COST				0		0				0				0	0
450	CAPITAL OUTLAY				0		0				0				0	0
	<b>TOTAL</b>	10,500	0	0	10,500	9,985	515	20,500	0	0	20,500	0	0	20,500	20,500	0

FULL TIME EQUIVALENCIES (FTE's)	As of September 30, 2009				As of December 31, 2009			
	UNCLASSIFIED	CLASSIFIED	CONTRACT	OTHER	UNCLASSIFIED	CLASSIFIED	CONTRACT	OTHER
FILLED/WARM BODIES								
VACANT (FUNDED)								
<b>TOTAL FTE's</b>	0	0	0	0	0	0	0	0

1/ a) Indicate on a separate sheet, each amount expended for: 1) prior year obligation(s); 2) emergency authorization(s); 3) promised compensation/acting or detail pay